

BASIC Crib Sheet



A 44/45" Cotton Print or Flannel
2 1/4 yards

Basic Crib Sheet

Please read all instructions carefully AND identify all fabrics before beginning.
Fits a crib mattress 52" long, 27-1/2" wide, and 6-1/2" tall.

1. Cut the following:

Fabric A - Cut a piece 69-1/2" x full width of fabric including the selvages (43-44")

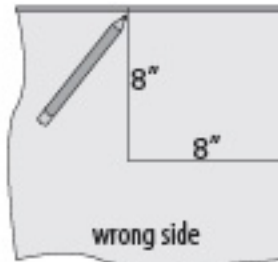
1/2" elastic - Cut a 54" length

2. Piecing Order:

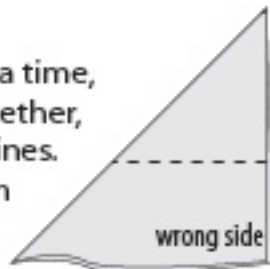
1. Fold the 2 raw edges to wrong side 1/2" and stitch in place. Do not fold the selvage edges.



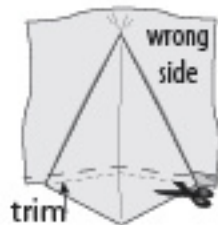
2. On wrong side of fabric, draw an 8" square on each corner. Also mark the center point of each edge of the fabric: 21-1/2 to 22" from corners on each hemmed edge and 34-1/4" from corners on selvage edges.



3. Working with 1 corner at a time, fold a corner right sides together, aligning the drawn corner lines. Stitch along lines. Backstitch on both ends. Do not trim excess.



4. Open corner, and fold so the excess fabric is evenly distributed. Baste bottom edge and trim excess. Repeat with remaining corners.



NOTE: You can sew a 1" casing and thread the elastic through it if you chose to instead of the method shown here.

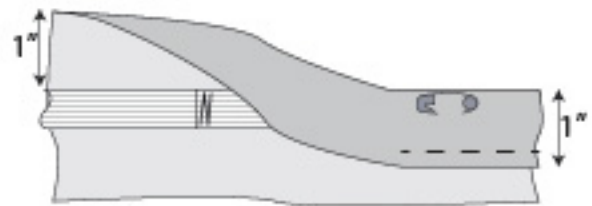
5. Fold elastic in half, then half again. Mark each fold, dividing the elastic into 4 equal 10-1/2" lengths.

6. Fold all edges of crib sheet 1" to wrong side and press in place.

7. Sew ends of elastic together, backstitching a few times. Be sure elastic is not twisted.



8. Place elastic along pressed crease on wrong side of sheet, pinning stitched ends of elastic to sheet to hold. Stitch 1/4" from edge. Sew a few inches then stop and pin through all layers so the elastic will not pull through the casing as you work.



9. Continue to stitch around the crib sheet, matching the 10-1/2" marks on the elastic with the center marks on the edges of the sheet. Pin through all layers at center of each edge to keep the elastic from pulling excessively on the fabric as you work.

10. Once you've worked your way around the entire crib sheet, remove pins.

11. Crib sheet should fit snugly on mattress. Measurements can be adjusted depending on the width of yardage used or if the crib mattress size varies slightly.

Shading of diagrams may vary depending on fabrics used.