

MINI PETALS RUNNER

Designed by Ariga Wilson for RK
www.robertkaufman.com

Featuring

ARTISAN
BATIKS

Winter Wonderland 



Charm Square
Friendly

Finished quilt measures: 18" x 45"

Difficulty Rating: **Beginner**

ROBERTKAUFMAN
F A B R I C S

For questions about this pattern, please email Patterns@RobertKaufman.com.

Fabric and Supplies Needed

Fabric amounts based on yardage that is 42" wide.

Color	Fabric	Name/SKU	Yardage	Color	Fabric	Name/SKU	Yardage
		CHS-1136-42 EVENING	one Charm Square Pack		Binding*	AMDM-22070-9 NAVY	1/3 yard
	A	AMD-7000-9 NAVY	3/8 yard	You will also need: 1-1/2 yards for backing			
Copyright 2023, Robert Kaufman For individual use only - Not for resale							

Notes Before You Begin

- Read through all of the instructions before beginning.
- All of the seam allowances are 1/4" unless otherwise noted.
- Press seam allowances open unless otherwise noted.
- Width of fabric (WOF) is equal to at least 42" wide.
- Right sides together has been abbreviated to RST.
- Remember to measure twice and cut once!

Cutting Instructions

From Fabric A, cut:

five 2-1/2" x WOF strips. Subcut:

eighty 2-1/2" squares.

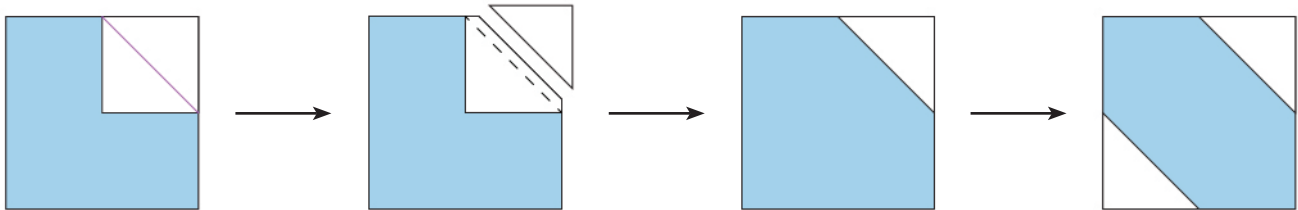
On the back of each square, mark a line along the diagonal.

From the Binding Fabric, cut:

four 2-1/2" x WOF strips

Assemble the Blocks

Step 1: Place a 2-1/2" Fabric A square in the upper right corner of a 5" print square, right sides together. Note the orientation of the marked diagonal line. Sew on the marked line, then trim away the excess fabric, leaving a 1/4" seam allowance. Press. Repeat on the lower left corner with another 2-1/2" Fabric A square. Repeat to make a total of forty blocks.




Assemble the Quilt

Step 2: Arrange the blocks into four rows of ten blocks. Note the block orientation in the Quilt Assembly Diagram.


Step 3: Sew the blocks together to form rows. Press the rows to the left in the odd numbered rows and to the right in the even numbered rows.

Step 4: Sew the rows together to form the quilt center. Press the row seams open.






Your table runner is complete! Baste, quilt, bind and enjoy!

MINI PETALS RUNNER - Graphite Colorstory



Fabric and Supplies Needed

Fabric amounts based on yardage that is 42" wide.

Color	Fabric	Name/SKU	Yardage	Color	Fabric	Name/SKU	Yardage
		CHS-1135-42 GRAPHITE	one Charm Square Pack		Binding*	AMDM-22070-452 GRIZZLY	1/3 yard
	A	AMD-7000-336 FOG	3/8 yard	<p>You will also need: 1-1/2 yards for backing</p>			
<p>Copyright 2023, Robert Kaufman For individual use only - Not for resale</p>							

This pattern may be used for personal purposes only and may not be reproduced in any form without the express permission from Robert Kaufman Fabrics. This pattern is not for resale. All patterns, unless otherwise attributed, are © Robert Kaufman Co., Inc. 2005-2023. All rights reserved.